

## ROFLEX TS CLASSICAL WRAPPED V-BELTS



### PRODUCT DESCRIPTION

The ROFLEX classical V-belts are a temperature and oil resistant, antistatic, universal belt type with good power transmission capabilities.

ROFLEX classical V-belts are marked TS, tolerance stable, and belts with the same number can be combined into matched sets without sorting.

### APPLICATION

ROFLEX classical V-belts are an all-round V-belt type with a wide range of applications in agricultural and industrial machinery.

ROFLEX classical V-belts provide a technically and economically good design for most ordinary drives.

### STANDARDS

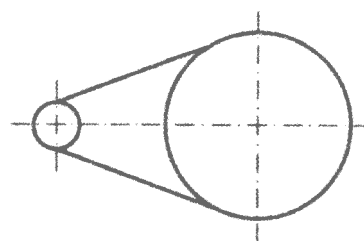
ROFLEX classical V-belts:  
ISO 4184, BS 3790, DIN 2215, ANSI/RMA IP-20, ASAE S 211.4 etc.

Pulleys:

ISO 4183, BS 3790, DIN 2211/1, DIN 2217/1, ANSI/RMA IP-20, ASAE S 211.4 etc.

### SECTION PROGRAMME

Section	Top width [mm]	Height [mm]	Length range [mm]
Z/10	10	5,5	446-2478
A/13	12,5	9	445-7125
B/17	16,5	11	517-13217
C/22	22	14	1054-13221
D/32	31,5	19	2438-13224
E/40	38	24	4106-13225



SECTION	ISO 4184, BS 3790, DIN 2215, ANSI/RMA IP-20	Z/10	A/13	B/17	C/22	D/32	E/40
Top width	$W$ [mm] $\approx$	10	13	17	22	32	40
Datum width	$W_d$ [mm]	8,5	11	14	19	27	32
Section height	$T$ [mm] $\approx$	6	8	11	14	20	25
Datum belt length	$L_r \approx L_r$ [mm]	22	30	43	65	69	84
Outside belt length	$L_o \approx L_o$ [mm]	38	50	66	85	126	157
Min. pulley datum diameter	$d_d$ [mm]	50	63	100	160	280	450
Weight	[kg/m] $\approx$	0,056	0,116	0,186	0,32	0,664	1,059
Max. deflection frequency	$f$ [Hz]	70					
Recommended maximum belt speed	$v$ [m/s]	30					

## ROFLEX TS NARROW WRAPPED V-BELTS



### PRODUCT DESCRIPTION

ROFLEX narrow V-belts are resistant to temperatures and oil, and they are antistatic. The belt core, comprising the rubber compression zone which is resistant to intensive heat stresses and compressions as well as the power transmitting cord, is wrapped in a fabric cover that provides both protection against external influences and uniform friction against the pulleys. The ROFLEX narrow V-belt is tolerance stable TS-manufactured and checked to comply with such exacting length tolerances that the belts can be used in matched sets without sorting.

### APPLICATION

ROFLEX narrow V-belts are used in industrial and agricultural machinery. They are especially suitable for drives with high belt speeds. Narrow V-belts use up to 50% smaller pulley widths than classical sections, allowing more compact drives. Since most new drives use universal pulleys, the classical belt can in most cases be replaced with a narrow V-belt, thereby achieving better power transmission and longer belt life.

### STANDARDS

ROFLEX narrow V-belts:  
ISO 4184, BS 3790, DIN 7753/1, RMA/MPTA  
IP-22 etc.

#### Pulleys:

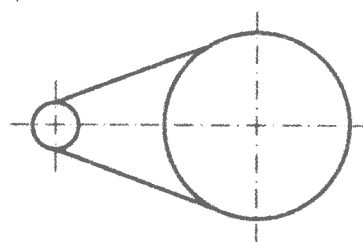
ISO 4183, BS 3790, DIN 2211/1, RMA/MPTA  
IP-22 etc.

### SECTION PROGRAMME

Section	Top width [mm]	Height [mm]	Length range [mm]
SPZ/3V <sup>†</sup>	9,5	8	627-3548
SPA	12,7	10	807-7112
SPB/5V <sup>†</sup>	16	13,5	1210-9390
SPC	22	18	1860-13208
8V/25N <sup>†</sup>	25,5	23	2540-13208


<sup>†</sup>American RMA sections

<sup>‡</sup>Effective belt length in 1/10 inch



SECTION	ISO 4184, BS 3790, DIN 7753/1 RMA/MPTA IP-22	SPZ	SPA	SPB	SPC	S19	3V/9n	5V/15N	8V/25N
Top width	W [mm] ≙	9,7	12,7	16,3	22	18,6	9	15	25
Datum width	W <sub>d</sub> [mm]	8,5	11	14	19	16			
Section height	T [mm] ≙	8	10	13	18	15	8	13	23
Datum belt length	L <sub>d</sub> ≙ L + [mm]						4	11	16
Inside belt length	L <sub>i</sub> ≙ L + [mm]	37	45	60	83	69			
Outside belt length	L <sub>e</sub> ≙ L + [mm]	13	18	22	30	25			
Min. pulley datum diameter	d <sub>d</sub> [mm]	63	90	140	224	180			315
Weight	[kg/m] ≙	0,065	0,115	0,200	0,350	0,275			0,520
Max. deflection frequency	f [Hz]					100			
Recommended maximum belt speed	v [m/s]					42			

**ROFLEX RE-X CLASSICAL RAW EDGE V-BELTS**



**PRODUCT DESCRIPTION**

ROFLEX RE-X is a raw-edge classical V-belt type with moulded cog which is temperature and oil resistant as well as antistatic. The belts are tolerance stable, TS, such that belts with the same section and length marking can be used immediately in matched sets.

The moulded cog provides high flexibility and a good fit in the pulley grooves as well as a lower operating temperature, which increases belt life.

**APPLICATION**

ROFLEX RE-X is ROULUNDS' new programme within classical V-belts; it has a wide range of applications, especially in industrial drives with high belt speeds and small pulley diameters.

This new programme allows immediate improvement of existing drives which use wrapped belts, providing overall benefits with regards to economy as well as power transmission and reliability of operation.

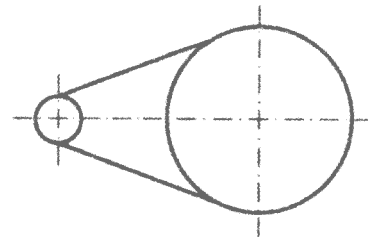
**STANDARDS**

ROFLEX RE-X classical V-belts:  
ISO 4184, BS 3790, DIN 2215, ANSI/RMA IP-20 etc.

Pulleys:  
ISO 4183, BS 3790, DIN 2211/1, ANSI/RMA IP-20 etc.


**SECTION PROGRAMME**

Section	Top width [mm]	Height [mm]	Length range (L) [mm]
ZX/10X	10,3	8	455-3135
AX/13X	13	9	455-3135
BX/17X	17	11	460-3140
CX/22X	22,5	13	460-3140



SECTION	ISO 4184, BS 3790, DIN 2215, ANSI/RMA IP-20	ZX/10X	AX/13X	BX/17X	CX/22X
Top width	W [mm] ≙	10	13	17	22
Datum width	W <sub>d</sub> [mm]	8,5	11	14	19
Section height	T [mm] ≙	6	8	11	14
Min. pulley datum diameter	d <sub>p</sub> [mm]	40	50	80	140
Weight	[kg/m] ≙	0,084	0,117	0,177	0,265
Max. deflection frequency	f [Hz]				120
Recommended maximum belt speed	v [m/s]				50

**ROFLEX RE-X NARROW RAW EDGE V-BELTS**



**PRODUCT DESCRIPTION**

ROFLEX RE-X is a raw-edge narrow V-belt type with moulded cog which is temperature and oil resistant as well as antistatic. The belt is tolerance stable TS, such that belts with the same section and length marking can be used in matched sets without matching. The moulded cog provides high flexibility and a good fit in the pulley grooves as well as a lower operating temperature, which increases belt life.

**APPLICATION**

ROFLEX RE-X is ROULUNDS new programme within narrow V-belts; it has a wide range of applications, especially in industrial drives with high belt speeds.

This new programme allows immediate improvement of existing drives which use wrapped belts, providing overall benefits with regard to economy as well as power transmission and reliability of operation.

**STANDARDS**

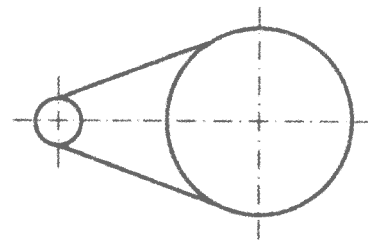
ROFLEX RE-X narrow V-belts:  
ISO 4184, BS 3790, DIN 7753/1, RMA/MPTA IP-22 etc.

Pulleys:  
ISO 4183, BS 3790, DIN 2211/1, RMA/MPTA IP-22 etc.

**SECTION PROGRAMME**

Section	Top width [mm]	Height [mm]	Length range [mm]
XPZ/3VX <sup>1)</sup>	9,7	8	460-3160
XPA	12,7	9	495-3175
XPB/5VX <sup>1)</sup>	17	13	520-3200
XPC	22	18	545-3220

<sup>1)</sup>American FMA sections



SECTION	ISO 4184, BS 3790, DIN 7753/1, RMA/MPTA IP-22	XPZ/3VX	XPA	XPB/5VX	XPC
Top width	W [mm] ≙	9,7	12,7	16,3	22
Datum width	W <sub>d</sub> [mm]	8,5	11	14	19
Section height	T [mm] ≙	8	9	13	18
Min. pulley datum diameter	d <sub>p</sub> [mm]	50	63	100	160
Weight	[kg/m] ≙	0,084	0,117	0,177	0,265
Max. deflection frequency	f [Hz]			120	
Recommended maximum belt speed	v [m/s]			50	

## ROFLEX AGRICULTURAL WRAPPED V-BELTS



### PRODUCT DESCRIPTION

ROFLEX special belts for agricultural machinery are available in three different types, all of which are temperature and oil resistant as well as antistatic.

Quality 311: Reinforced belt design with lowered neutral axis, specially strong polyester cord and wear resistant fabric cover.

Quality 312: High heat resistant, reinforced belt design with lowered neutral axis. The belt is made with chloroprene rubber, specially strong polyester cord and wear resistant fabric cover.

Quality 313: Specially heat resistant, with lowered neutral axis. The belt is made with chloroprene rubber, Kevlar cord and wear resistant fabric cover.

### APPLICATION

ROFLEX special belts for complicated and special belt drives on all types of agricultural machinery.

Quality 311: For drives with an outside idler, and where better belt properties are generally required.

Quality 312: Drives on agricultural machinery requiring a higher power transmission capability, and where an outside idler and small pulleys are used.

Quality 313: Used where the belt is subjected to shock loads, where a high power transmission capability and minimum extension during operation are required, and where an outside idler and small pulley diameters are used.

### STANDARDS

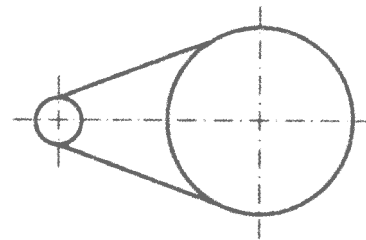
ROFLEX classical V-belts:  
ISO 4184, BS 3790, DIN 2215, ANSI/RMA  
IP-20, ASAE S 211.4 etc.

Pulleys:


ISO 4183, BS 3790, DIN 2211/1, DIN 2217/1,  
ANSI/RMA IP-20, ASAE S 211.4 etc.

### SECTION PROGRAMME

Section	Top width [mm]	Height [mm]	Length range [mm]
Z/10	10	5,5	446-2478
A/13	12,5	9	445-7125
B/17	16,5	11	517-13217
C/22	22	14	1054-13221
D/32	31,5	19	2438-13224
E/40	38	24	4106-13225
LA	12,5	8	635-2438
LB	16,5	9,5	762-4826
LC	22	12	940-4826



## ROFLEX DOUBLE V-BELTS



### PRODUCT DESCRIPTION

Double V-belts combine temperature and oil resistance with antistatic features.

The cord is placed at the centre of the belt cross section, making the belt flexible in both directions.

Double V-belts are able to transmit approx. 50% of the power ratings specified for the classical V-belt with the same top width.

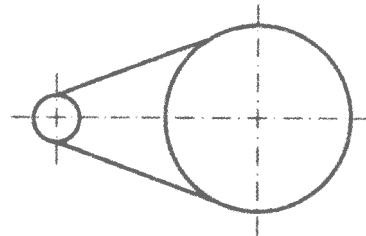
### APPLICATION

The double V-profile of the belt makes it suitable for drives with an S-bend and in which both sides of the belt have to be used for transmitting power. This type of drive is especially used in agricultural machinery.

The belt is also used for special industrial drives.

### SECTION PROGRAMME

Section	Top width [mm]	Height [mm]	Length range [mm]
AA	13	10	1803-3556
BB	17	13	1829-7112
CC	22	17	1854-7112



## ROFLEX-JOINED WRAPPED V-BELTS



### PRODUCT DESCRIPTION

Pulley is specially required in order to achieve the coupling effect. In addition to the performance characteristics of the various v-belts, the banded v-belts offers the following advantages as compared to single v-belts.

- No slip between the v-belts
- Horizontal drives can be arranged without any problems
- Better absorption of shock loads

ROFLEX joined V-belts, also termed JV-belts, consist of several singlebelts which are joined into one unit with a band at the top. This design absorbs the natural individual vibrations generated in a belt set.

The belt is temperature and oil resistant as well as antistatic.

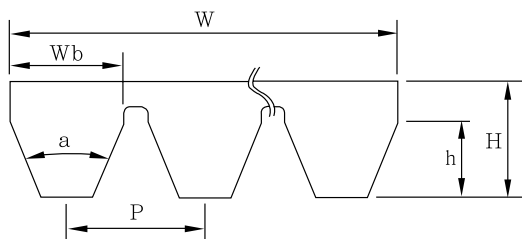
Special belts are available in an extra heat resistant type and with a special polyester or Kevlar cord.

### APPLICATION

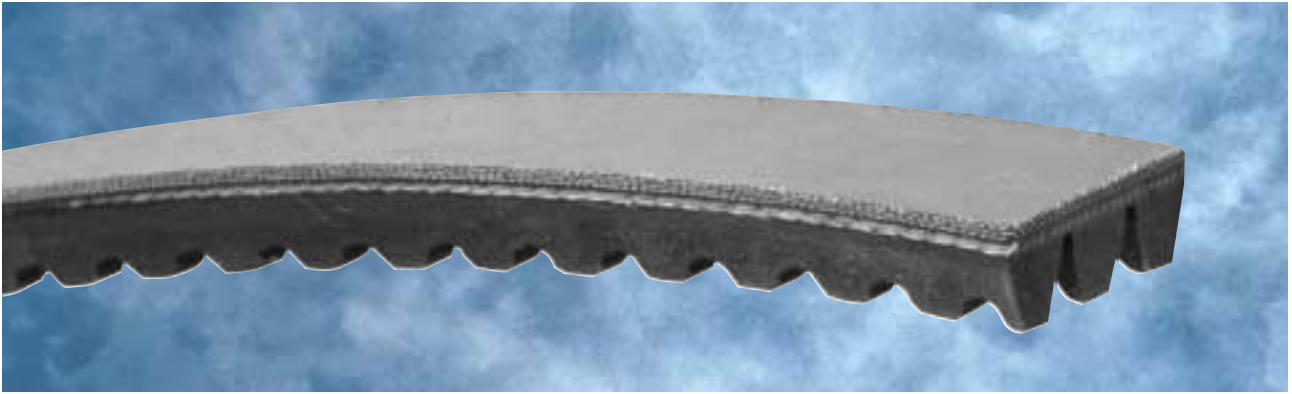
Joined V-belts are used for industrial machinery with pulsating/shock loads, e.g. crushers, compressors, etc., as well as for drives in which the natural vibrations of a belt set may have an adverse effect on the operation of the machine, e.g. lathes, cutters and grinders.

On agricultural machinery, and particularly combine harvesters, they are often used as coupling belts, replacing flat belts or instead of belt sets in order to reduce vibration and increase belt life.

TYPE	RA	RB	RC	3V	5V	8V
Wb	13	17	22	9	15	25
P	15,88	19,05	25,4	10,3	17,5	28,6
H	10	13	17	10	16	26
h	8	11	14	8	13	23
a	40°	40°	40°	40°	40°	40°
N(no of grooves)	Max,20	Max,18	Max,15	Max,20	Max,15	Max,12
Length	71~140inch	72~280inch	73~380inch	71~140inch	72~380inch	170~520inch



**ROFLEX-JOINED RAW EDGE V-BELTS**

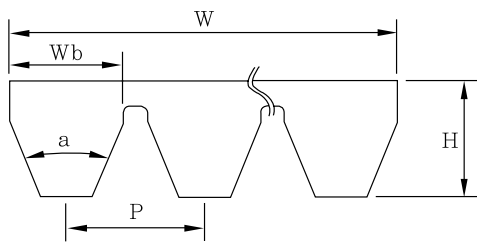


**PRODUCT DESCRIPTION**

Pulley is specially required in order to achieve the coupling effect. ROFLEX-JOINT v-belts offers the following advantages

- Made using special formulated CR components
- Banded multiple v-belts gives added stability and strength
- Does not vibrate, clap or turnover

Section	Executive RMA IP-20/IP-22				Executive : ISO 4183		
	AX	BX	3VX	5VX	XPZ	XPA	XPB
Wb	12,62±0,5	16,85±0,5	9,7±0,5	16,52±0,5	9,7±0,5	14±0,5	15±0,5
P	15,88	19,05	10,3	17,48	12,0	15,0	19,0
H	10,5±0,5	12,5±0,5	10,3±0,5	15,5±0,5	10,3±0,5	10,5±0,5	15,5±0,5
a	38±1	38±1	38±1	38±1	38±1	38±1	38±1
N(no of grooves)	Max,5	Max,4	Max,7	Max,4	Max,7	Max,5	Max,4
Length	540~2750 mm(21~108 inch)						





**ROFLEX-VARI VARIABLE SPEED V-BELTS INDUSTRY**



**PRODUCT DESCRIPTION**

ROFLEX-VARI 403 variable speed V-belts, also termed V/S-belts, are temperature and oil resistant as well as antistatic. A special rubber compound with textile fibres oriented across the length of the belt provides high stability and minimizes deflection in the cross section. The moulded cog ensures maximum flexibility and optimum fit in the pulley grooves. The cord, the power transmitting element, has been designed for heavy power transmission while at the same time ensuring a very high degree of length stability.

Special belts are produced to order, e.g. with Kevlar cord or in a moulded double-cog version.

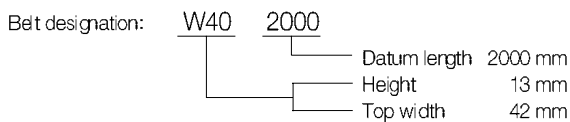
**PROGRAMME/PRODUCT RANGE**

According to ISO 1604, DN 7719/1, RMA/MPTA P-25 or customer specifications; available within the following dimensional ranges :

Top width : 13-100 mm  
 Height : 8-26mm  
 Belt angle : 20°-42° with 2° interval  
 Outside Length : 500-3300 mm

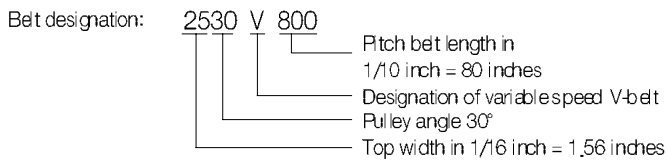
ISO 1604, DIN 7719/1, section dimensions in mm.

Designation	W16	W20	W25	W31,5	W40	W50	W63	W71	W80	W100
Top width W~	17	21	26	33	42	52	65	74	83	104
Pitch width W <sub>p</sub>	16	20	25	31,5	40	50	63	71	80	100
Height T~	6	7	8	10	13	16	20	23	26	32



RMA/MPTA P-25, section dimensions in inches.

Designation	1422V	1922V	2322V	1926V	2926V	3226V	2530V	3230V	4430V	4036V	4436V	4836V
Top width W~	0,88	1,19	1,44	1,19	1,81	2,00	1,56	2,00	2,75	2,50	2,75	3,00
Height T~	0,31	0,38	0,44	0,44	0,50	0,53	0,59	0,62	0,69	0,69	0,72	0,75



**ROFLEX-VARI VARIABLE SPEED V-BELTS AGRICULTURE**



**PRODUCT DESCRIPTION**

ROFLEX-VARI 401 variable speed V-belts are temperature and oil resistant. The cord, the power transmitting element, has been designed for heavy power transmission while at the same time ensuring a very high degree of length stability. A special rubber compound with textile fibres oriented across the length of the belt provides high stability and minimizes deflection in the transverse direction. The moulded dog ensures maximum flexibility and optimum fit in the pulley grooves.

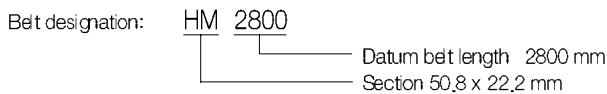
ROFLEX-VARI 401 is a reinforced version of 401. For example, the cord has been replaced by Kevlar cord which ensures better power transmission and a higher ultimate tensile strength.

**PROGRAMME/PRODUCT RANGE**

According to ISO 3410 and ASAE S 211.4 or according to customer specifications; available within the following dimensional ranges :

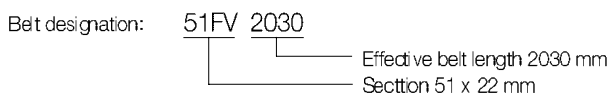
Top width : 13-100 mm  
 Height : 8-26mm  
 Belt angle : 20°-42° with 2° interval  
 Outside Length : 500-3300 mm

ISO 3410, section dimensions in mm.										
Designation		HG	HH	HI	HJ	HK	HL	HM	HN	HO
Top width	W~	16,5	20,4	25,4	31,8	38,1	44,5	50,8	57,2	63,5
Height	T~	8	10	12,7	15,1	17,5	19,8	22,2	23,9	25,4




ASAE S211.4*, section dimensions in mm.								
Designation		25 FV	32 FV	38 FV	44 FV	51 FV	57 FV	63 FV
Top width	W~	25	32	38	44	51	57	63
Height	T~	13	15	18	20	22	24	26
Length reduction		24	30	36	41	48	54	60

\*ASAE specifies effective belt length  $L_e$  in mm.



**ROFLEX-GARDEN WRAPPED V-BELTS**

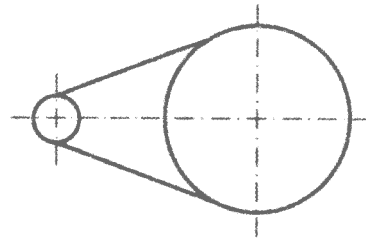


**PRODUCT DESCRIPTION**


ROFLEX-GARDEN WRAPPED V-BELTS produced in Roulunds Korea Ltd, are showing superior performance at momentary loads caused by clutch after applying Kevlar cord and specially designed to minimize frictions between pulley and belts while non-load operation by applying non friction fabric of special purposes. At the same time, by the application of reinforced fabrics along with best-fitted structures of designs, it also shows superior performance at reserve bent and secures longer lifetime from better anti-heat and anti-oil characteristics.

**SECTION PROGRAMME**

Section	Top width [mm]	Height [mm]	Length range [mm]
3L	10	5,5	432-1905
4L	12,7	7,87	457-2540
5L	16,5	9,5	788-2464



	Part No.		
	3/8" top x 42" O.C	1/2" top x 42" O.C	5/8" top x 42" O.C
JASON MXV MEGA-POWER BELTS	MXV3-420	MXV4-420	MXV5-420
CARLISLE XTD Xtra Duty V-BELTS	38X420	48X420	58X420
DAYCO DAYCO GPL PREMIUM UTILITY V-BELTS	L342	L442	L542
THERMO ID POWER PLUS	3H420	4H420	5H420
GATES POWERATED V-BELTS	6742	6845	6942
GOODYEAR INSTA-POWER GREEN SEAL BELTS	83420	84420	85420
NAPA H,D FHP V-BELTS	3L420W	4L420W	5L420W

**ROFLEX-FHP WRAPPED V-BELTS****PRODUCT DESCRIPTION**

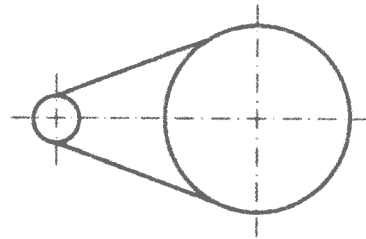
ROFLEX FHP belts are an ideal choice for dependable performance on a wide range of fractional horsepower application. ROFLEX FHP V-belt has been specifically designed for solving the problems of minimum space, small pulley diameters, large ratios and fractional horsepower requirements.

**APPLICATION**


The 3L, 4L and 5L light-duty FHP belts are part of the classical belt line also. As the name implies, belts are used singly of 1fp or less.

**SECTION PROGRAMME**

Section	Top width [mm]	Height [mm]	Length range [mm]
3L	10	5,5	432-1905
4L	12,7	7,87	457-2540
5L	16,5	9,5	788-2464



## ROFLEX INDUSTRIAL POLY V-BELTS



### PRODUCT DESCRIPTION

The ROFLEX Multi-rib belt, also termed v-ribbed belt, with the characteristic V-ribs is resistant to oil and temperature stresses, and it is antistatic. The V-profiles of the belt are in a special rubber compound with direction-oriented fibres that provide very high stability.

### APPLICATION

ROFLEX Multi-rib belts can replace several traditional belts and reduce operating costs considerably. ROFLEX Multi-rib belts also distinguish themselves by their light and vibration-free operation and long life. The low cross section of the Multi-rib belt makes it very flexible and permits it to be used in serpentine drives.

### STANDARDS

ROFLEX Multi-rib belt:  
DN 7867, ASAE S 211.4, ISO 9982 and  
RMA/MPTA P-26

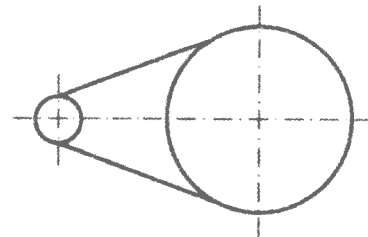
Pulleys:  
DN 7867, ASAE S 221.4, ISO 9982 and  
RMA/MPTA P-26

### PROGRAMME


Sections PJ, PK, PL

### SECTION PROGRAMME

Section	Rib pitch [mm]	Height [mm]	Length range [mm]
PJ 3-20	2,34	4	460-3190
PK 3-12	3,56	4,6	460-3190
PL 4-11	4,7	10	460-3190



## RO-DRIVE INDUSTRIAL TIMING BELTS



### PRODUCT DESCRIPTION

RO-DRIVE belts provide technically superior operation in various synchronous drives - from typewriters to heavy industrial machinery.

### STANDARDS

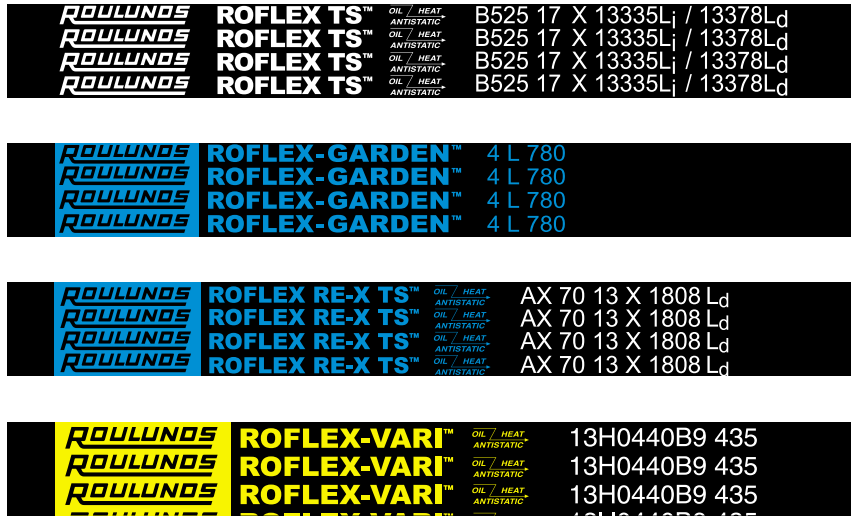
ISO 5296-1 and -2, ANSI/RMA P-24.

### PROGRAMME

The standard sections XL, L, H, XH and the HPPD sections 5M.

Timing belts (Industrial)											
1	210	XL	20	367	L	39	300	H	58	560	H
2	210	L	21	375	L	40	310	H	59	570	H
3	217	L	22	390	L	41	315	H	60	600	H
4	225	L	23	394	L	42	320	H	61	630	H
5	232	L	24	420	L	43	330	H	62	650	H
6	240	L	25	427	L	44	350	H	63	660	H
7	255	L	26	450	L	45	360	H	64	670	H
8	270	L	27	480	L	46	390	H	65	700	H
9	277	L	28	510	L	47	400	H	66	800	H
10	280	L	29	540	L	48	410	H	67	810	H
11	285	L	30	600	L	49	420	H	68	840	H
12	300	L	31	630	L	50	430	H	69	850	H
13	315	L	32	225	H	51	450	H	70	560	XH
14	320	L	33	230	H	52	465	H	71	630	XH
15	322	L	34	240	H	53	480	H	72	700	XH
16	334	L	35	245	H	54	490	H	73	770	XH
17	337	L	36	255	H	55	510	H	74	535	5M
18	345	L	37	270	H	56	530	H	75	575	5M
19	360	L	38	280	H	57	540	H	76	580	5M

**TRADEMARK**



TYPE	SIZE	BELOW 120 INCH	ABOVE 121 NCH	REMARK
W/B	HM	120 PCS		OR ITS MULTIPLE
	A	90 PCS	53 PCS	
	B	75 PCS	41PCS	
	C	46 PCS	29 PCS	
	D	31 PCS	20 PCS	
	E	N/A	17 PCS	
	3V	113 PCS	N/A	
	5V	75 PCS	43 PCS	
	8V	N/A	24 PCS	
	SPA	85 PCS	55 PCS	
	SFB	75 PCS	43 PCS	
SFC	46 PCS	30 PCS		
R/E	ZX/10X		104 PCS	
	AX/13X		83 PCS	
	BX/17X		63 PCS	
	CX/22X		47 PCS	